

*Black frame product can be provided upon request.

CS6P-260 | 265P

High quality and reliability in all Canadian Solar modules is ensured by 15 years' experience in module manufacturing, well-engineered module design, stringent BOM quality testing, an automated manufacturing process and 100% EL testing.

25 years

insurance-backed warranty
non-cancelable, immediate warranty insurance
linear power output warranty

10 years

product warranty on materials
and workmanship

KEY FEATURES



Excellent module efficiency of up to 16.47 %



Outstanding low irradiance performance: 96.5 %



Positive power tolerance of up to 5 W



High PTC rating of up to 92.0 %



IP67 junction box for long-term weather endurance



Heavy snow load up to 5400 Pa, wind load up to 2400 Pa



Salt mist, ammonia and blown sand resistance, for seaside, farm and desert environments*

MANAGEMENT SYSTEM CERTIFICATES*

ISO 9001:2008 / Quality management system

ISO/TS 16949:2009 / The automotive industry quality management system

ISO 14001:2004 / Standards for environmental management system

OHSAS 18001:2007 / International standards for occupational health & safety

PRODUCT CERTIFICATES*

IEC 61215 / IEC 61730: VDE / CE / MCS / JET / SII / CEC AU / INMETRO / CQC

UL 1703 / IEC 61215 performance: CEC listed (US) / FSEC (US Florida)

UL 1703: CSA / IEC 61701 ED2: VDE / IEC 62716: VDE / IEC 60068-2-68: SGS

Take-e-way / UNI 9177 Reaction to Fire: Class 1



* As there are different certification requirements in different markets, please contact your local Canadian Solar sales representative for the specific certificates applicable to the products in the region in which the products are to be used.

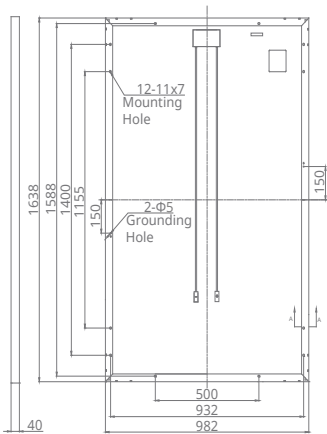
CANADIAN SOLAR INC. is committed to providing high quality solar products, solar system solutions and services to customers around the world. As a leading manufacturer of solar modules and PV project developer with over 14 GW of premium quality modules deployed around the world since 2001, Canadian Solar Inc. (NASDAQ: CSIQ) is one of the most bankable solar companies worldwide.

CANADIAN SOLAR INC.

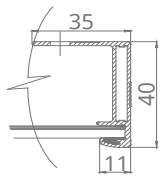
545 Speedvale Avenue West, Guelph, Ontario N1K 1E6, Canada, www.canadiansolar.com, support@canadiansolar.com

ENGINEERING DRAWING (mm)

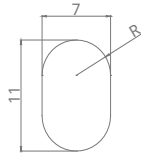
Rear View



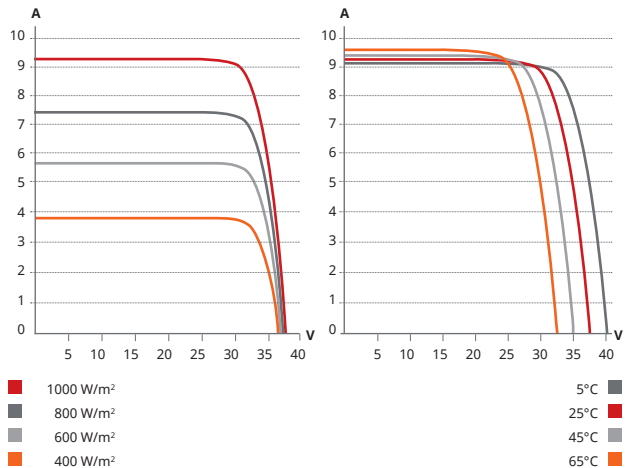
Frame Cross Section A-A



Mounting Hole



CS6P-265P / I-V CURVES



ELECTRICAL DATA | STC*

CS6P	260P	265P
Nominal Max. Power (P _{max})	260 W	265 W
Opt. Operating Voltage (V _{mp})	30.4 V	30.6 V
Opt. Operating Current (I _{mp})	8.56 A	8.66 A
Open Circuit Voltage (V _{oc})	37.5 V	37.7 V
Short Circuit Current (I _{sc})	9.12 A	9.23 A
Module Efficiency	16.16 %	16.47 %
Operating Temperature	-40°C ~ +85°C	
Max. System Voltage	1000 V (IEC) or 1000 V (UL)	
Module Fire Performance	TYPE 1 (UL 1703) or CLASS C (IEC 61730)	
Max. Series Fuse Rating	15 A	
Application Classification	Class A	
Power Tolerance	0 ~ + 5 W	

* Under Standard Test Conditions (STC) of irradiance of 1000 W/m², spectrum AM 1.5 and cell temperature of 25°C.

ELECTRICAL DATA | NOCT*

CS6P	260P	265P
Nominal Max. Power (P _{max})	189 W	192 W
Opt. Operating Voltage (V _{mp})	27.7 V	27.9 V
Opt. Operating Current (I _{mp})	6.80 A	6.88 A
Open Circuit Voltage (V _{oc})	34.5 V	34.7 V
Short Circuit Current (I _{sc})	7.39 A	7.48 A

* Under Nominal Operating Cell Temperature (NOCT), irradiance of 800 W/m², spectrum AM 1.5, ambient temperature 20°C, wind speed 1 m/s.

PERFORMANCE AT LOW IRRADIANCE

Industry leading performance at low irradiance, average relative efficiency of 96.5 % from an irradiance of 1000 W/m² to 200 W/m² (AM 1.5, 25°C).

The specification and key features described in this datasheet may deviate slightly and are not guaranteed. Due to on-going innovation, research and product enhancement, Canadian Solar Inc. reserves the right to make any adjustment to the information described herein at any time without notice. Please always obtain the most recent version of the datasheet which shall be duly incorporated into the binding contract made by the parties governing all transactions related to the purchase and sale of the products described herein.

Caution: For professional use only. The installation and handling of PV modules requires professional skills and should only be performed by qualified professionals. Please read the safety and installation instructions before using the modules.

MECHANICAL DATA

Specification	Data
Cell Type	Poly-crystalline, 6 inch
Cell Arrangement	60 (6×10)
Dimensions	1638×982×40 mm (64.5×38.7×1.57 in)
Weight	18 kg (39.7 lbs)
Front Cover	3.2 mm tempered glass
Frame Material	Anodized aluminium alloy
J-Box	IP67, 3 diodes
Cable	4 mm ² (IEC) or 4 mm ² & 12 AWG 1000 V (UL), 1000 mm (39.4 in) (650 mm (25.6 in) is optional)
Connectors	Friends PV2a (IEC), Friends PV2b (IEC / UL)
Standard Packaging	26 pieces, 515 kg (1135.4 lbs) (quantity & weight per pallet)
Module Pieces per Container	728 pieces (40' HQ)

TEMPERATURE CHARACTERISTICS

Specification	Data
Temperature Coefficient (P _{max})	-0.41 % / °C
Temperature Coefficient (V _{oc})	-0.31 % / °C
Temperature Coefficient (I _{sc})	0.053 % / °C
Nominal Operating Cell Temperature	45±2 °C

PARTNER SECTION



Scan this QR-code to discover solar projects built with this module

